

## TECHNICAL DATA

Size Range:	DN15 - DN150 (½" - 6")
Pressure Rating:	ANSI 150
Pressure Test:	ANSI B16.34
Features:	<ul style="list-style-type: none"> <li>• End flange dimensions to ANSI B16.34.</li> <li>• Investment casting body with ISO 5211 direct mounting pad included.</li> <li>• Locking device.</li> <li>• Fixed bore/ full port.</li> <li>• Four seats.</li> <li>• L -Port or T -Port available/ 360° pad.</li> <li>• Anti-static device &amp; fire safe design.</li> <li>• Also available in Duplex.</li> </ul>

## MATERIAL SPECIFICATIONS & PARTS LIST

NO.	DESCRIPTION	MATERIAL	NO.	DESCRIPTION	MATERIAL
1	Body	CF8M/ WCB	16	Handle Head	CF8
2	Cap	CF8M/ WCB	17	Plastic Cover	Plastic
3	Ball	CF8M/ CF8	18	Handle Pole	SS304
4	Seat	PTFE	19	Handle Bolt	SS304
5	Gasket	PTFE	20	Sleeve	PTFE
6	O-Ring	Viton	21	Cap-A	CF8M/ CF8
7	Packing	PTFE	22	Cap-A Bolt	SS304
8	Gland	SS304	23	Stem	SS316
9	Spring Washer	SS304	24	Thrust Washer	15% R+PTFE
10	Cap-B	CF8M/ WCB	25	Stem Nut	SS304
11	Cap-B Bolt	SS304	26	Stop Washer	SS304
12	Stopper Pin	SS304	27	Handle Washer	SS304
13	Nut & Bolt	SS304	28	Locking Device	SS304
14	Gasket	PTFE	29	Handle	SS304
15	Cap-C	CF8M/ CF8	30	Plastic Sleeve	Plastic

## DIMENSIONS (MM)

3WAY-150 DN15 - DN150														
DN	NPS	FxF	b	b1	ØD	ØD1	ØD2	n-Ød1	h1	h4	l1	ØM1	n-Øm	M3
15	½"	148	12.1	1.6	89	60.5	35	4-16	80	9	123	36/42	4-6	9
20	¾"	153	12.1	1.6	98	70	43	4-16	84	9	123	36/42	4-6	9
25	1"	168	12.1	1.6	108	79.5	51	4-16	96	11	153	42/50	4-6/7	11
32	1 ¼"	221	12.7	1.6	117	89.0	64	4-16	171	19	403	70	4-8	17
40	1 ½"	221	14.3	1.6	127	98.5	73	4-16	171	19	403	70	4-8	17
50	2"	254	15.9	1.6	152	120.5	92	4-19	176	19	403	70	4-8	17
65	2 ½"	300	17.5	1.6	178	139.5	105	4-19	198	24	504	102	4-10	22
80	3"	305	19.1	1.6	190	152.5	127	4-19	216	24	504	102	4-10	22
100	4"	369	23.9	1.6	229	190.5	157	8-19	236	24	504	102	4-10	22
150	6"	480	25.4	1.6	279	241.5	216	8-22	329	38	800	140	4-16	36

FACTORY ACCREDITED:



FIRE SAFETY  
APPROVAL AP1607



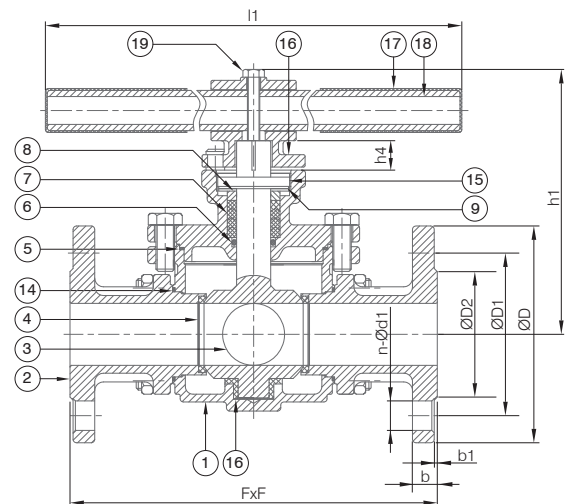
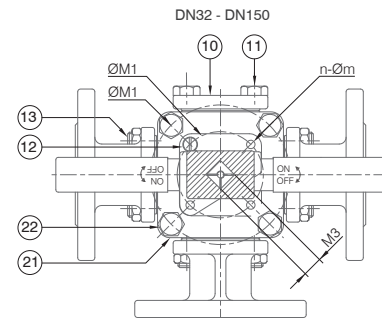
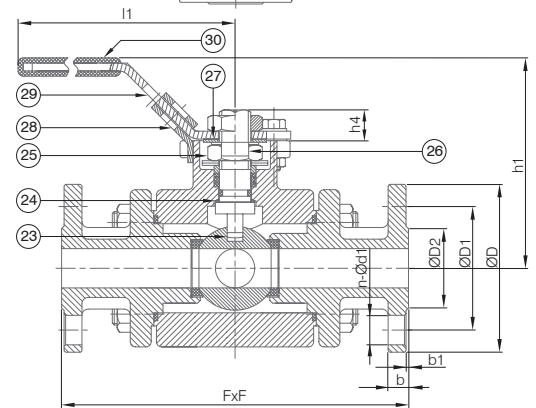
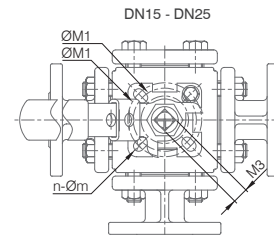
6D-0645



No. WZ 1093  
HH 1



NUMBER  
0035



Designs, materials and specifications shown are subject to change without notice due to our continuing program of product development. 3WAY-150\_V1\_20131108.

All content is protected by Copyright and is owned and/or licensed by AVFI Pty Ltd. Copyright © AVFI Pty Ltd.